

# The JOURNEY MAP



THE VALLEY OF COMMITMENT  
irreversibly incarnating a change in **identity**



**GROWING**  
patterns that build **relationship** and **capacity**

**Challenge Trail**  
Space for growth hosts learning new things in community with your team.



**MISSION**  
manifesting the new reality of **sentness** in inhabitable ways

**Promise Woods**  
Our Summer Camp village where young adult staff create a Gospel experience to engage campers.



**(MERCY)**  
opening **space** for spiritual journey

**Maintenance**  
the center of preparing Camp space for guests, that few ever see.

Sugar Shack/ Wood Doctor  
Maintenance



**STORY**  
holding the tension between **aspiration** and **situation**

**Spruce Lodge**  
People arrive eager to connect. We give space to their story: inviting them to dream about possibility while acknowledging what it took to get here.




**REVELATION**  
excavating **truth**; God changing the **scope** and showing the **path**

**Faith Chapel**  
We help people make space for God, because we know he will show up, and when he does things big and small are revealed.



**FLOW**  
practices that hone **style, gifting,** and **calling**

**Life Fire Circle**  
Campfire is a space to be real, express who you are, and shine in your God-given style.

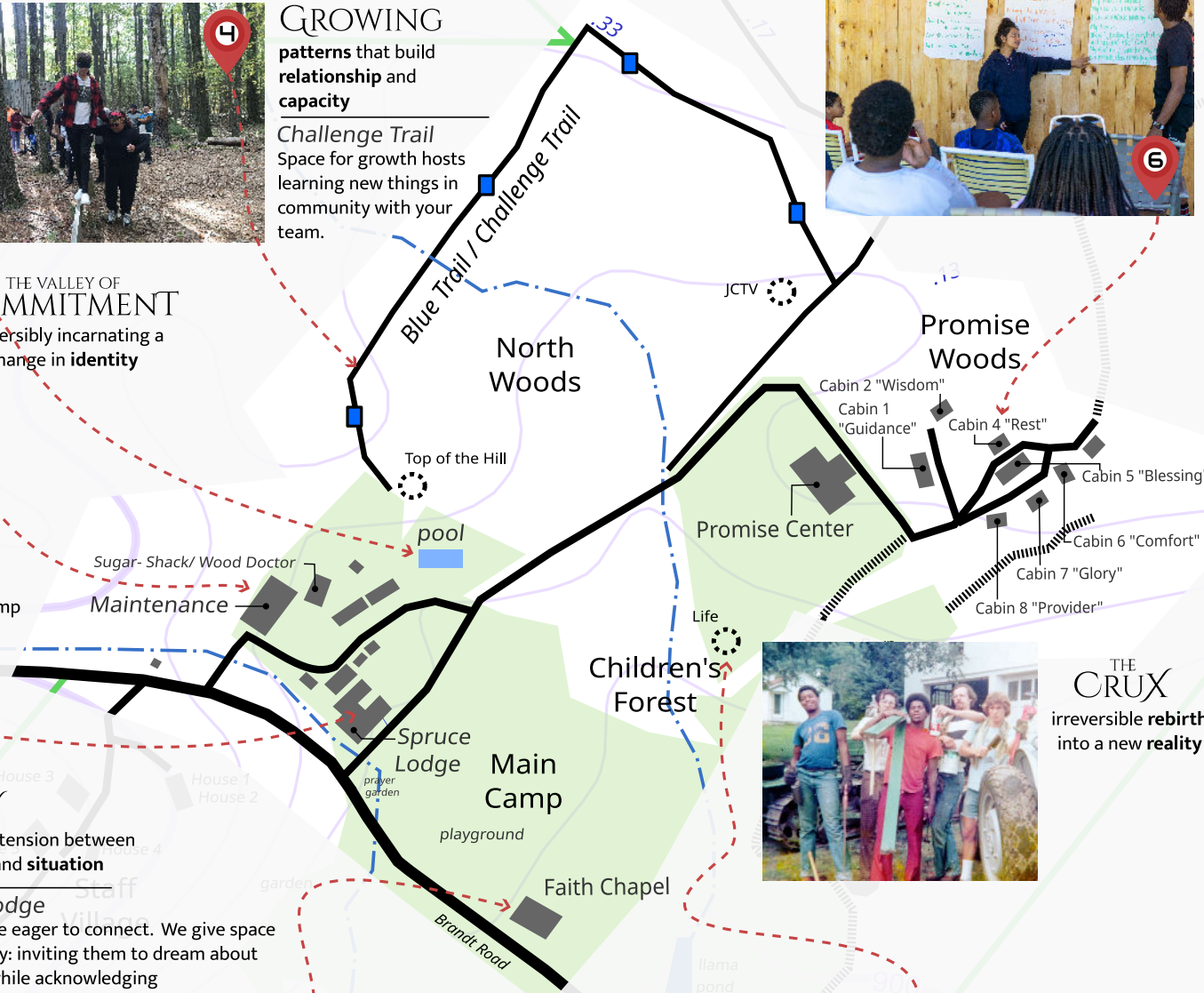


**MESSAGE**

broadcasting **seed-shaped experiences** the make space for new people and places to enter the story

**The Bell**  
When people leave Camp, we ring them out with the bell, hoping they'll take a piece of Camp with them to others and come back soon.

**Camp Deerpark**



# What is The JOURNEY MAP?

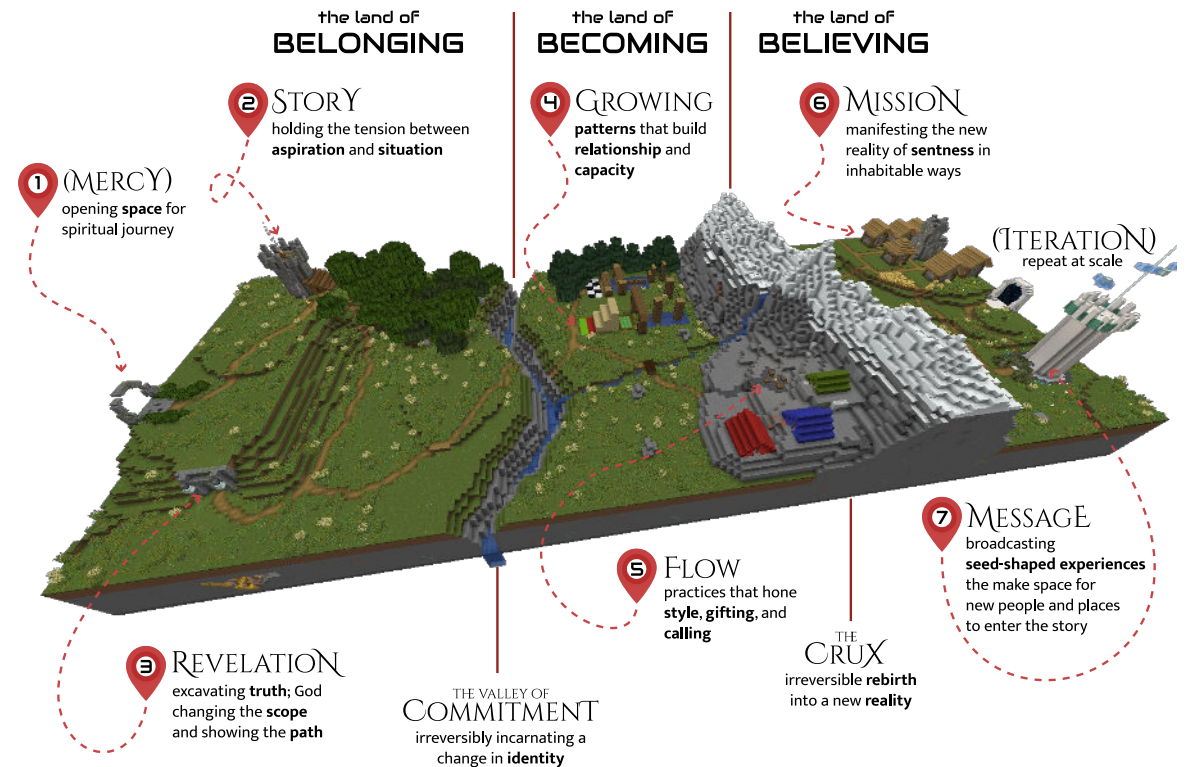
The Journey Map is an allegorical framework for Discipleship-Through-Mission that helps **groups** and **individuals**:

- 📍 **position** themselves on their spiritual journey
- 📍 **discern** what actions are critical
- 📍 **learn** and practice essential skills
- 📍 **manage** change towards greater incarnation of Jesus and manifestation of his Kingdom both inwardly into our souls and outwardly into the world.

The movement dynamics of the framework -- appropriate to use for community change in churches, mission groups, church planting, and enterprises -- are based on a systematic psycho-social understanding of the broad movements of God and actions of Jesus in the Gospel of Luke and Early Acts of the Apostles. In other words, it's built on the idea that we should base human transformation on the Master who transformed our humanity.

The interpersonal dynamics of the framework, for use in leadership development, personal growth, and discipleship, are based on a broader reading of the interpersonal teachings and methods of Jesus and his followers across the New Testament. This has been allegorically matched with real missions experiences in discipleship and people development in diverse contexts: multi-cultural, transcultural, intergenerational, urban, suburban, and rural. As an allegorical framework based on sustainable spiritual geometries, The Journey Map serves also as a platform for innovation and experimentation for further contextualization.

## The JOURNEY MAP



## A Framework for Spiritual Journey for both Individuals and Communities

### What am I looking at?

This version of the Journey Map was created as a collaborative project by children and teens in the Minecraft adventure video game to illustrate an allegorical understanding of the spiritual journey.